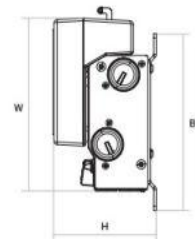
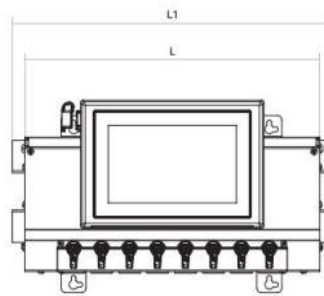


Digital Flow Regulator

Replace analogue water flow regulators with the new digital industry 4.0 ready monitors









Part No.	Ports	Length mm	Length 1 mm	Width mm	Height mm	B mm	Flow	Temp.
FFRM4-0.5-10	4	220	250	200	123	205	0.5-10 l/m	120°C
FFRM4-1-20	4	220	250	200	123	205	1-20 l/m	120°C
FFRM4-2-40	4	220	250	200	123	205	2-40 l/m	120°C
FFRM6-0.5-10	6	287	317	200	123	205	0.5-10 l/m	120°C
FFRM6-1-20	6	287	317	200	123	205	1-20 l/m	120°C
FFRM6-2-40	6	287	317	200	123	205	2-40 l/m	120°C
FFRM8-0.5-10	8	354	384	200	123	205	0.5-10 l/m	120°C
FFRM8-1-20	8	354	384	200	123	205	1-20 l/m	120°C
FFRM8-2-40	8	354	384	200	123	205	2-40 l/m	120°C
FFRM10-0.5-10	10	421	451	200	123	205	0.5-10 l/m	120°C
FFRM10-1-20	10	421	451	200	123	205	1-20 l/m	120°C
FFRM10-2-40	10	421	451	200	123	205	2-40 l/m	120°C
FFRM12-0.5-10	12	488	518	200	123	205	0.5-10 l/m	120°C
FFRM12-1-20	12	488	518	200	123	205	1-20 l/m	120°C
FFRM12-2-40	12	488	518	200	123	205	2-40 l/m	120°C

Complete unit with Pressure sensor installed on main inlet. Retrofit your existing flow regulators with FloSense today.

Material:

Flow modules: DZR Brass / nickel plated / Cover: stainless steel.

Flow	Standard Sensor	
Measuring range	0.5-10 l/min (0.13-2.64 gpm) 1-20 l/min (0.27-5.2 gpm) 2-40 l/min (0.53-10.4 gpm)	
Accuracy	(± 1 o) in water, ± 1% FS	
Temperature	Standard Sensor	
Measuring range	0-120°C (32-248°F)	
Accuracy	15-90°C (59-194°F) ± 0.5 K 0-120°C(32-248°F) ± 1 K	
Pressure	Standard Sensor	
Measuring range	0-10 bar (0-145 psi)	
Accuracy	± 2.5% FS	