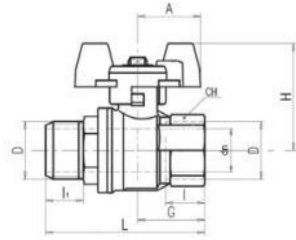



VALVES

Ball Valve T-handle - Male / Female



Part No.	Part No.	D	DN	I	I1	L	G	A	H	CH
VTMF04R	VTMF04B	1/4"	8	12	13,5	56,5	22,5	25	39	20
VTMF06R	VTMF06B	3/8"	9,5	12	13,5	56,5	22,5	25	39	20
VTMF08R	VTMF08B	1/2"	15	15,5	16,5	70	29,5	25	43	25
VTMF12R	VTMF12B	3/4"	19	17	18	76,5	32	30	49	31
VTMF16R	VTMF16B	1"	24	21	22	92,5	40,5	30	53	40
VTMF20R	VTMF20B	1-1/4"	30	23	24	106	46,5	57	84,5	49
VTMF24R	VTMF24B	1-1/2"	38	23	24	113	51	57	90,5	54

Quality:

- 24h 100% seal test guaranteed.
- Dual sealing system allows valve to be operated in either direction making installation easier.
- No maintenance ever required.
- Chrome plated brass ball for longer life.
- Travel stops on body to avoid stresses at stem.

Body:

- Hot forged sand blasted, nickel plated brass body and cap sealed with Loctite or equivalent thread sealant.
- Finest brass according to EN 12165 and EN 12164 (formerly DIN 17660 and UNI 5705-65) specifications.

Flow:

- Full port to DIN 3357 for maximum flow .

Thread:

- EN 10226-1, ISO 228 Male thread: BSPT – Female thread: BSPP.

Stem:

- Two FPM O-rings at the stem for maximum safety.

Seals:

- Pure PTFE self-lubricating seats with flexible-lip design .

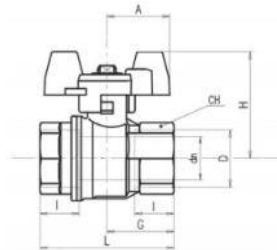
Working Pressure:

- 40 Bar (600 PSI).
- Non-shock cold working pressure.

Operating Temperature:

- +170°C (+350°F).

Ball Valve T-handle - Female / Female



Part No.	Part No.	D	DN	I	L	G	A	H	CH
VT04R	VT04B	1/4"	8	12	45	22,5	25	39	20
VT06R	VT06B	3/8"	9,5	12	45	22,5	25	39	20
VT08R	VT08B	1/2"	15	15,5	59	29,5	25	43	20
VT12R	VT12B	3/4"	19	17	64	32	30	49	31
VT16R	VT16B	1"	24	21	81	40,5	30	53	40
VT20R	VT20B	1-1/4"	30	23	93	46,5	57	84,5	49
VT24R	VT24B	1-1/2"	38	23	102	51	57	90,5	54

