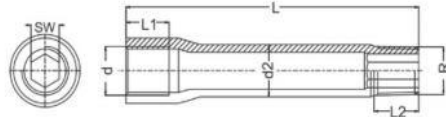



**FITTINGS**

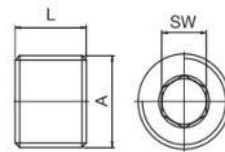
**Extension Nipple**



Part No.	d	R	d2	L	L1	L2	SW
EX18050	R1/8	R1/8	10	50	12	10	10
EX18075	R1/8	R1/8	10	75	12	10	10
EX18100	R1/8	R1/8	10	100	12	10	10
EX18125	R1/8	R1/8	10	125	12	10	10
EX14050	R1/4	R1/4	14	50	12	10	10
EX14075	R1/4	R1/4	14	75	12	10	10
EX14100	R1/4	R1/4	14	100	12	10	10
EX14125	R1/4	R1/4	14	125	12	10	10
EX14150	R1/4	R1/4	14	150	12	10	10

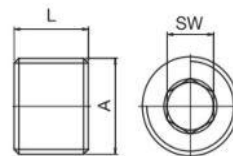
Material: Zinc Plated Steel.

**Pressure Plug Taper**



Part No.	A	L	SW	SW
RM8	M8x0,75	8	4	100
RM10	M10x1	8	5	100
R1/8	1/8" BSPT	8	5	100
RM12	M12x1,5	8	6	100
R1/4	1/4" BSPT	10	7	100
RM14	M14x1,5	10	7	100
R3/8	3/8" BSPT	10	8	100
R1/2	1/2" BSPT	10	10	100

**Pressure Plug Parallel**



Part No.	A	L	SW	SW
RM6C	M6x0,75	7	3	100
RM8C	M8x0,75	8	4	100
RM10C	M10x1	8	5	100
R1/8C	1/8" BSP	8	5	100
RM12C	M12x1,5	8	6	100
R1/4C	1/4" BSP	10	7	100
RM14C	M14x1,5	10	7	100
R3/8C	3/8" BSP	10	8	100
R1/2C	1/2" BSP	10	10	100