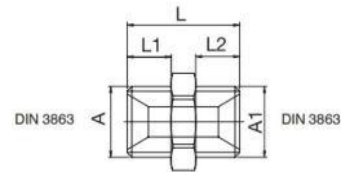



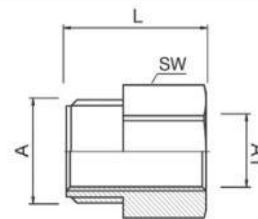
**FITTINGS**


**Double Nipple with Parallel Thread**



Part No.	A	A1	L	L1	L2	SW	
ZR1/8	G 1/8	G 1/8	21	8	8	17	10
ZM14	M14x1,5	M14x1,5	23	9	9	17	10
ZM14-R1/4	M14x1,5	G 1/4	23	9	9	17	10
ZR1/4	G 1/4	G 1/4	23	9	9	17	10
ZR1/4-R3/8	G 1/4	G 3/8	23	9	9	19	10
ZM16	M16x1,5	M16x1,5	23	9	9	19	10
ZM16-R3/8	M16x1,5	G 3/8	23	9	9	19	10
ZR3/8	G 3/8	G 3/8	23	9	9	19	10
ZR3/8-R1/2	G 3/8	G 1/2	29	9	12	24	10
ZR1/2-M14	G 1/2	M14x1,5	27	12	9	22	10
ZR1/2-M16	G 1/2	M16x1,5	27	12	9	22	10
ZR1/2	G 1/2	G 1/2	30	12	12	24	10
ZR1/2-R3/4	G 1/2	G 3/4	36	12	16	32	10
ZR1/2-R1/1	G 1/2	G 1	40	12	16	36	10
ZM24-R1/2	M24x1,5	G 1/2	36	16	12	27	10
ZR3/4	G 3/4	G 3/4	40	16	16	32	10
ZR3/4-M24	G 3/4	M24x1,5	40	16	16	32	10
ZR3/4-R1/1	G 3/4	G 1	40	16	16	36	10
ZR1/1-R1/1	G 1	G 1	42	16	16	36	10

**Converter Nipple**



Part No.	A	A1	L	SW	
CN1/8-1/8	G 1/8	G 1/8	16	11	10
CN1/8-1/4	G 1/8	G 1/4	19	17	10
CN1/4-1/8	G 1/4	G 1/8	18	17	10
CN1/4-1/4	G 1/4	G 1/4	21	17	10
CN1/4-3/8	G 1/4	G 3/8	21	19	10
CN3/8-1/4	G 3/8	G 1/4	21	17	10
CN3/8-3/8	G 3/8	G 3/8	21	19	10
CN3/8-1/2	G 3/8	G 1/2	24	24	10
CN1/2-3/8	G 1/2	G 3/8	24	22	10
CN1/2-1/2	G 1/2	G 1/2	25	24	10
CN1/2-3/4	G 1/2	G 3/4	31	32	10