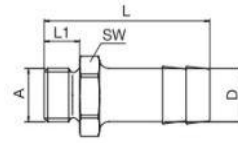

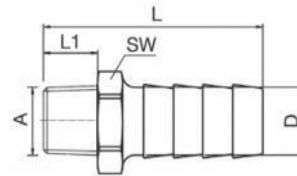



Hose Connector with Parallel Thread



Part No.	A	D	L	L1	SW	
M10M8	M8x0,75	10	33,5	7	11	25
M10M10	M10x1	10	33,5	7	11	25
M10R1/8	1/8" BSP	10	33	7	14	25
M10R1/4	1/4" BSP	10	35	9	17	25
M10R3/8	3/8" BSP	10	37,5	9	17	25
M13M12	M12x1,5	13	40	9	15	25
M13R1/4	1/4" BSP	13	42	9	17	25
M13M14	M14x1,5	13	43	10	17	10
M13M16	M16x1,5	13	40	9	17	10
M13R3/8	3/8" BSP	13	42	9	19	25
M19M24	M24x1,5	19	56	16	27	10
M19R1/2	1/2" BSP	19	54	12	24	10
M19R3/4	3/4" BSP	19	60	16	32	10

Hose Connector with Taper Thread BSPT



Part No.	A - BSPT	D (Inch)	D (mm)	L	SW	
MH02/04	1/8"	1/4"	6	34	10	25
MH02/06	1/8"	3/8"	10	34	12	25
MH04/04	1/4"	1/4"	6	37	14	25
MH04/06	1/4"	3/8"	10	37	14	25
MH04/08	1/4"	1/2"	13	37	14	25
MH06/06	3/8"	3/8"	10	37	17	25
MH06/08	3/8"	1/2"	13	37	17	25
MH06/10	3/8"	5/8"	16	40	17	25
MH06/12	3/8"	3/4"	19	44	21	25
MH08/06	1/2"	3/8"	10	40,5	21	25
MH08/08	1/2"	1/2"	13	40,5	21	25
MH08/12	1/2"	3/4"	19	46,5	21	25
MH08/16	1/2"	1"	25	50	27	25
MH12/06	3/4"	3/8"	10	42	27	10
MH12/08	3/4"	1/2"	13	42	27	10
MH12/12	3/4"	3/4"	19	48	27	10
MH12/16	3/4"	1"	25	50,5	27	10
MH16/08	1"	1/2"	13	45,5	34	10
MH16/12	1"	3/4"	19	54	34	10
MH16/16	1"	1"	25	54	34	10
MH20/20	1-1/4"	1-1/4"	32	56	48	10
MH20/24	1-1/4"	1-1/2"	38	56	48	10
MH24/20	1-1/2"	1-1/4"	32	58	48	10
MH24/24	1-1/2"	1-1/2"	38	58	48	10

 See explanation of symbols on page 360