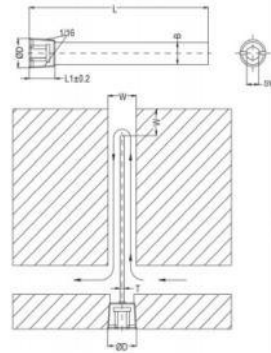



FITTINGS

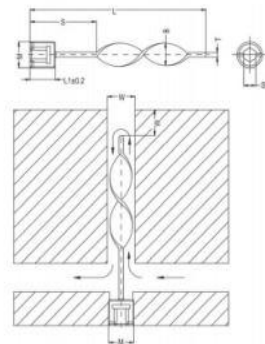
Straight Blade Baffles



Part No	Thread	SW	W	B	L	L1	T
MB100-1/16	1/16"	4	6,5	6,2	104	8	1,61
MB200-1/16	1/16"	4	6,5	6,2	204	8	1,61
MB100-1/8	1/8"	5	8,5	8,2	104	8	1,61
MB200-1/8	1/8"	5	8,5	8,2	204	8	1,61
MB125-1/4	1/4"	7	11,5	11,2	131	10	2,43
MB250-1/4	1/4"	7	11,5	11,2	258	10	2,43
MB150-3/8	3/8"	8	15	14,2	156	10	2,43
MB300-3/8	3/8"	8	15	14,2	309	10	2,43
MB200-1/2	1/2"	10	18,5	18,2	207	10	2,43
MB400-1/2	1/2"	10	18,5	18,2	410	10	2,43
MB300-3/4	3/4"	12	23,5	23,2	309	12	3,21
MB500-3/4	3/4"	12	23,5	23,2	512	12	3,21

Material: MS58 Brass.

Spiral Blade Baffles



Part No	Thread	S	SW	W	B	L	L1	T
MSB100-1/16	1/16"	51	4	6,5	1/4"	101	8	1,61
MSB200-1/16	1/16"	102	4	6,5	1/4"	203	8	1,61
MSB100-1/8	1/8"	51	5	8,5	5/16"	101	8	1,61
MSB200-1/8	1/8"	102	5	8,5	5/16"	203	8	1,61
MSB125-1/4	1/4"	51	7	11,5	7/16"	127	10	2,43
MSB250-1/4	1/4"	102	7	11,5	7/16"	254	10	2,43
MSB150-3/8	3/8"	51	8	15	9/16"	152	10	2,43
MSB300-3/8	3/8"	102	8	15	9/16"	305	10	2,43
MSB200-1/2	1/2"	76	10	18,5	11/16"	203	10	2,43
MSB400-1/2	1/2"	127	10	18,5	11/16"	406	10	2,43
MSB300-3/4	3/4"	102	12	23,5	15/16"	305	12	3,21
MSB500-3/4	3/4"	153	12	23,5	15/16"	508	12	3,21

Material: MS58 Brass.