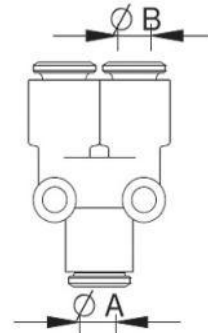



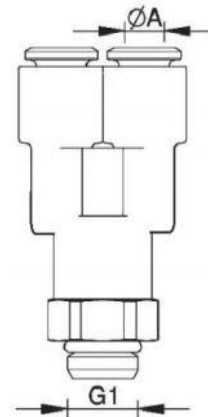
**FITTINGS**

**MS. – Y Connector**



Part No.	Ø A	Ø B	
MSY04	4	4	10
MSY06	6	6	10
MSY08	8	8	10

**MS. – Y Connector**



Part No.	Ø A	G1	
MSTY04G1/8	4	G 1/8	10
MSTY06G1/8	6	G 1/8	10
MSTY08G1/4	8	G1/4	10