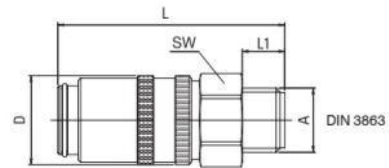


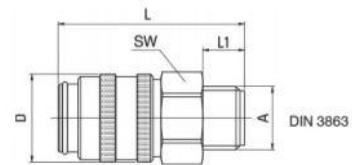
EUROPEAN SERIES

Male Threaded Coupling



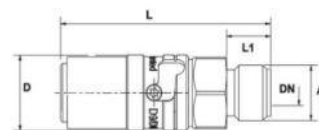
DN	Series			A	D	L	L1	SW	
6	09	09KUM14V	09KUM14	M14x1,5	18	48	9	17	10
		09KUR1/4V	09KUR1/4	G1/4	18	48	9	17	10
		09KUR3/8V	09KUR3/8	G3/8	18	48	9	19	10
9	13	13KUM16V	13KUM16	M16x1,5	23	51,5	9	22	10
		13KUR1/4V	13KUR1/4	G1/4	23	51,5	9	22	10
		13KUR3/8V	13KUR3/8	G3/8	23	51,5	9	22	10
		13KUR1/2V	13KUR1/2	G1/2	23	54,5	12	22	10
13	19	19KUR1/2V	19KUR1/2	G1/2	32	74	12	30	5
		19KUR3/4V	19KUR3/4	G3/4	32	78	16	30	5

Male Threaded Coupling, Short version



DN	Series		A	D	L	L1	SW	
6	09	09KSR1/4	G 1/4	18	38	9	17	10
9	13	13KSR3/8	G 3/8	24	38	9	22	10

Safety Coupling, Type TS, Male Threaded



DN	Serie			A	D	L	L1	
6	09	09KUM14V-TS	09KUM14-TS	M14X1,5	18	55,5	11	5
		09KUR1/4V-TS	09KUR1/4-TS	G1/4	18	55,5	11	5
		09KUR3/8V-TS	09KUR3/8-TS	G3/8	18	55,5	11	5
9	13	13KUM16V-TS	13KUM16-TS	M16X1,5	23	57,5	12,5	5
		13KUR1/4V-TS	13KUR1/4-TS	G1/4	23	57,5	12,5	5
		13KUR3/8V-TS	13KUR3/8-TS	G3/8	23	57,5	12,5	5
		13KUR1/2V-TS	13KUR1/2-TS	G1/2	23	57,5	12,5	5
13	19	19KUR1/2V-TS	19KUR1/2-TS	G1/2	32	77	16	1
		19KUR3/4V-TS	19KUR3/4-TS	G3/4	32	77	16	1

See explanation of symbols on page 360