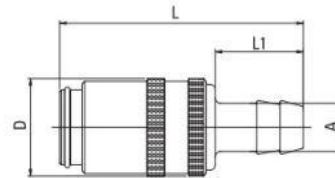
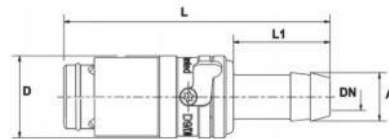


Straight Coupling



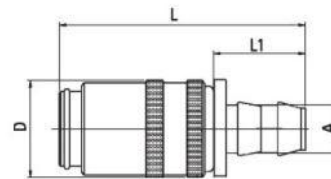
DN	Series	↻	↔	A	D	L	L1	📦
6	09	09K10V	09K10	10	18	52	22	10
		09K13V	09K13	13	18	52	22	10
7	13	13K10V	13K10	10	23	61,5	25	10
9		13K13V	13K13	13	23	61,5	25	10
13	19	19K19V	19K19	19	32	90	32	5

Safety Coupling, Type TS, Straight



DN	Serie	↻	↔	A	D	L	L1	📦
6	09	09K10V-TS	09K10-TS	10	18	59,5	22	5
9	13	13K13V-TS	13K13-TS	13	23	63	25	5
13	19	19K19V-TS	19K19-TS	19	32	91	34	5

Push Lock - Straight Coupling



DN	Series	↻	↔	A	D	L	L1	📦
6	09	09K10V-PL	09K10-PL	10	18	58,5	28	10
9	13	13K13V-PL	13K13-PL	13	23	64,5	28	10
13	19		19K19-PL	19	32	97	38	5

