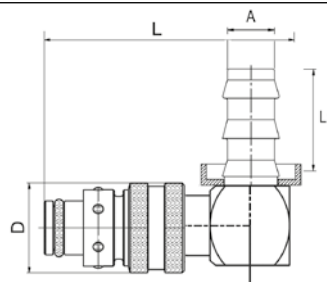


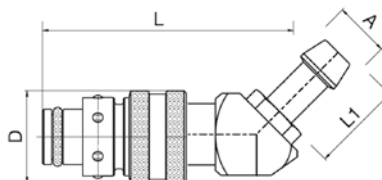
FRENCH SERIES

90° Coupling - Push Lock



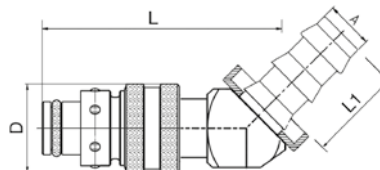
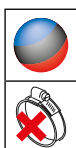
DN	Series	↔	A	D	L	L1	
8	08	08K10/90-PL	10	20	51	20	10
		08K12/90-PL	13	20	51	20	10
9	12	12K13/90-PL	13	28	59	25	10
12		12K16/90-PL	16	28	62	25	10

45° Coupling



DN	Series	↔	A	D	L	L1	
8	08	08K10/45	10	20	51	20	10
		08K12/45	13	20	51	20	10
9	12	12K13/45	13	28	55	25	5
12		12K16/45	16	28	55	25	5

45° Coupling - Push Lock



DN	Series	↔	A	D	L	L1	
8	08	08K10/45-PL	10	20	51	20	10
		08K12/45-PL	13	20	51	20	10
9	12	12K13/45-PL	13	28	55	25	5
12		12K16/45-PL	16	28	55	25	5

See explanation of symbols on page 268