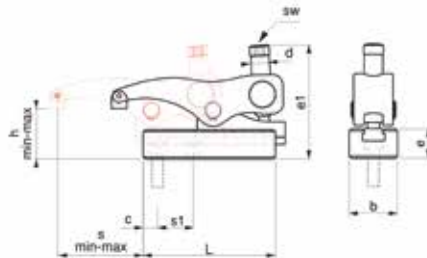


Power Sliding Clamp – Supplied without Inbus Bolt



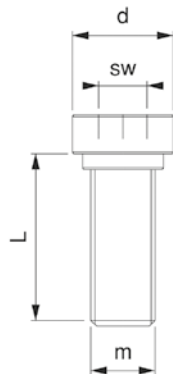
Part No.	Inbus Bolt Size (m) (not included)	h-Min	h-Max	s	e1	d	sw	L	e	b	c	"Clamping force Kgf"	
SC-100	M10-M12	0	50	12-66	100	M14	8	104	35,5	38	13	1600	1
SC-200	M12-M16	0	60	15-83	113	M18	10	128	38	48	16	2000	1
SC-250	M16-M20	0	65	18-96	125	M20	12	140	42	55	18	2500	1
SC-300	M20-M24	20	80	22-95	175	M24	12	178	55	74	24	5500	1

Used to facilitate quicker mould changes the Power Sliding Clamp offers an incredibly cost effective solution.

Features:

- Can accommodate a range of different back-plate sizes and thicknesses
- Perfect for clamping of injection moulds
- Use in threaded platens or t-slot platens
- Clamp slides by virtue of Integral t-slot

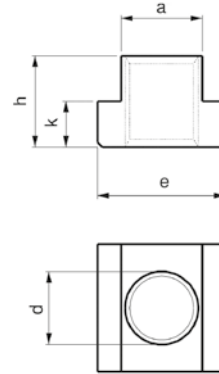
Inbus Bolt For Power Clamps



Part No.	m	L	d	SW	Clamp Ref	
1120-310	M10	29	16,5	8	SC-100	1
1120-312	M12	29	16,5	8	SC-100	1
1130-412	M12	30	20,5	10	SC-200	1
1130-416	M16	34	20,5	10	SC-200	1
1150-516	M16	34	24,5	12	SC-250	1
1150-518	M18	38	24,5	12	SC-250	1
1150-520	M20	38	24,5	12	SC-250	1
1160-620	M20	45	34	12	SC-300	1
1160-624	M24	45	34	12	SC-300	1
1160-724	M24	55	34	12	SC-300	1

Material: 41 Cr 4 DIN
 Quality: 10.9
 Surface: Black Coating

T-Nut For Inbus Bolt



Part No.	D x Nut	a	e	h	k	
508-10x12	M10X12	11,7	18	14	7	1
508-12x14	M12X14	13,7	22	16	8	1
508-12x16	M12X16	15,7	25	18	9	1
508-12x18	M12X18	17,7	28	20	10	1
508-16x20	M16X20	19,7	32	24	12	1
508-16x22	M16X22	21,7	35	28	14	1
508-16x24	M16X24	23,7	40	32	16	1
508-16x28	M16X28	27,7	44	36	18	1
508-20x22	M20X22	21,7	35	28	14	1
508-20x24	M20X24	23,7	40	32	16	1
508-24x28	M24X28	27,7	44	36	18	1
508-24x36	M24X36	35,6	54	44	22	1