



Gatecutter 15° Flush Cut




| Part No. | Cut Type | Size | Handle Type |
|----------|-----------------|-------------|--------------|
| P40 | 15° - flush cut | 4" / 100 mm | Plastic Grip |
| P50 | 15° - flush cut | 5" / 125 mm | Plastic Grip |
| P60 | 15° - flush cut | 6" / 150 mm | Plastic Grip |
| P70 | 15° - flush cut | 7" / 175 mm | Plastic Grip |

Gatecutter 15° Flush Cut




| Part No. | Cut Type | Size | Handle Type |
|----------|-----------------|-------------|--------------|
| P55 | 15° - flush cut | 5" / 125 mm | Plastic Grip |
| P65 | 15° - flush cut | 6" / 150 mm | Plastic Grip |

Gatecutter 40° Flush Cut



| Part No. | Cut Type | Size | Handle Type |
|----------|-----------------|-------------|--------------|
| P60-40 | 40° - flush cut | 6" / 150 mm | Plastic Grip |

Gatecutter 90° Flush Cut



| Part No. | Cut Type | Size | Handle Type |
|----------|-----------------|-------------|--------------|
| P60-90 | 90° - flush cut | 6" / 150 mm | Plastic Grip |

High quality alloy steel.
 Coil spring return provides fast smooth action and improves productivity.
 Induction hardened cutting edge.
 Black oxide, anti-glare finish reduces visual fatigue and corrosion.