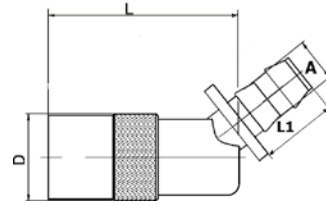
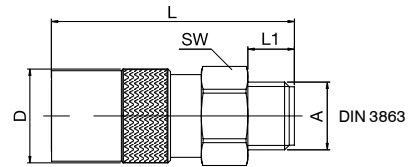


**Push Lock - 45° Coupling**



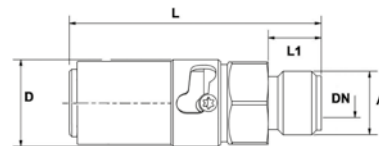
DN	Series	↙	↔	A	D	L	L1	📦
6	20	20K10V-45-PL	20K10-45-PL	10	18	40,5	28	10
7	30	30K10V-45-PL	30K10-45-PL	10	23	61,5	28	10
9		30K13V-45-PL	30K13-45-PL	13	23	61,5	28	10

**Male Threaded Coupling**



DN	Series	↙	↔	A	D	L	L1	SW	📦
6	20	20KUR1/4V	20KUR1/4	G1/4	18	38	9	17	10
		20KUR3/8V	20KUR3/8	G3/8	18	38	9	19	10
9	30	30KUR1/4V	30KUR1/4	G1/4	24	48,5	9	22	10
		30KUR3/8V	30KUR3/8	G3/8	24	48,5	9	22	10
		30KUR1/2V	30KUR1/2	G1/2	24	51,5	12	22	10
15	50	50KUR1/2V	50KUR1/2	G1/2	32	73	12	30	10
		50KUR3/4V	50KUR3/4	G3/4	32	77	16	30	5

**Safety Coupling, Type TS, Male Threaded**



DN	Series	↙	↔	A	D	L	L1	📦
6	20	20KUR1/4V-TS	20KUR1/4-TS	G1/4	18	55,5	11	5
		20KUR3/8V-TS	20KUR3/8-TS	G3/8	18	55,5	11	5
9	30	30KUR1/4V-TS	30KUR1/4-TS	G1/4	23	57,5	12,5	5
		30KUR3/8V-TS	30KUR3/8-TS	G3/8	23	57,5	12,5	5
		30KUR1/2V-TS	30KUR1/2-TS	G1/2	23	57,5	12,5	5
15	50	50KUR1/2V-TS	50KUR1/2-TS	G1/2	32	75,8	15	1
		50KUR3/4V-TS	50KUR3/4-TS	G3/4	32	76,8	16	1

