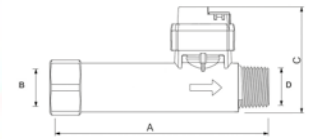



Single Flow Sensor Kit

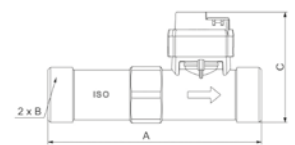


Part No.	Flow capacity l/m	A	B	C	D	Max Temp.
FSE-0612-K	0,6-12**	100	G 1/2"	58,8	1/4"	120°C
FSE-0612-K-HT	0,6-12**	100	G 1/2"	58,8	1/4"	160°C
FSE-120-K	1-20	100	G 1/2"	58,8	1/4"	120°C
FSE-120-K-HT	1-20	100	G 1/2"	58,8	1/4"	160°C
FSE-240-K	2-40	100	G 1/2"	58,8	1/4"	120°C
FSE-240-K-HT	2-40	100	G 1/2"	58,8	1/4"	160°C

- Touch Screen
- Power Supply
- Sensor (flow + temp)
- Cable (1,2 m.)
- USB Cable

** Available from Q4 2021

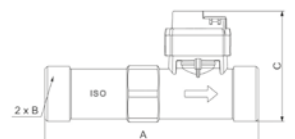
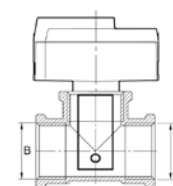

Single Multi Sensor Kit



Part No.	Flow capacity l/m	A	Connection B	C	Max Temp.	Pressure Range
FS-115-K	2-20	110	G 3/4"	58,8	120°C	0-10 Bar
FS-240-K	4-40	110	G 3/4"	58,8	120°C	0-10 Bar
FS-5100-K	10-100	129	G 1"	66,5	120°C	0-10 Bar
FS-10200-K	20-200	137,5	G 1-1/4"	74,1	120°C	0-10 Bar
FS-20400-K*	20-200	180	G 1-1/2"	85	120°C	0-10 Bar

- Touch Screen
- Power Supply
- Sensor (flow + temp + pressure)
- Cable (1,2 m.)
- USB Cable
- * Composite (PPS, PA66)

Dual Multi Sensor Kit



Part No.	Flow capacity l/m	A	Connection B	C	Max Temp.	Pressure Range
FS-115-10-K	2-20	110	G 3/4"	58,8	120°C	0-10 Bar
FS-240-10-K	4-40	110	G 3/4"	58,8	120°C	0-10 Bar
FS-5100-10-K	10-100	129	G 1"	66,5	120°C	0-10 Bar
FS-10200-10-K	20-200	137,5	G 1-1/4"	74,1	120°C	0-10 Bar
FS-20400-10-K*	40-400	180	G 1-1/2"	85	120°C	0-10 Bar

- Touch Screen
- Power Supply
- Sensor (flow + temp + pressure)
- Inlet Sensor (Temp + pressure)
- 2 x Cables (1,2 m.)
- USB Cable
- * Composite (PPS, PA66)