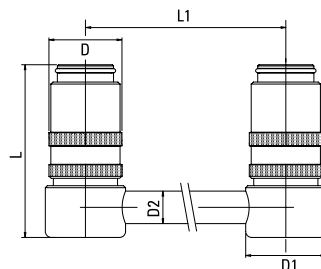


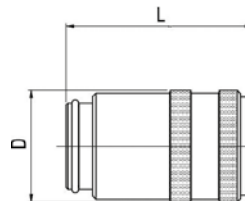
EUROPEAN SERIES

Banjo Bridge



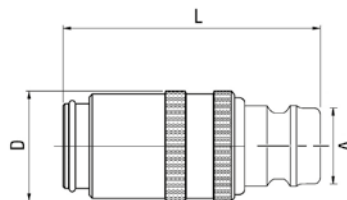
DN	Series	↔	D	L	D1	D2	L1	
6	09	09K125	18	43	20	8	125	1
		09K250	18	43	20	8	250	1
		09K500	18	43	20	8	500	1
9	13	13K125	23	53	26	10	125	1
		13K250	23	53	26	10	250	1
		13K500	23	53	26	10	500	1
13	19	19K160	32	80	36	14	160	1
		19K315	32	80	36	14	315	1
		19K500	32	80	36	14	500	1

Blind Coupling



DN	Series	↔	D	L	
6	09	09K	18	30	10
9	13	13K	24	37	10

Coupling with Plug



DN	Series	↔	↔	A	D	L	
6	09	09K13NV	09K13N	13,4	18	45	10
9	13	13K9NV	13K9N	9,0	23	51	10

See explanation of symbols on page 268