







**Digital Caliper 0-150 mm**



Part No.	Range (mm)	Resolution	Battery	
DC150	0-150	0,01 mm	1,55V (SR44W)	1

**Radius Gauge - Concave and Convex Form**



Part No.	Range (mm)	# Blades	
RG17	1,0-7,0	17	1
RG715	7,5-15,0	16	1
RG1525	15,5-25,0	15	1
RG2550	25,0-50,0	20	1


**Thread Pitch Gauge - Metric, Whitworth, Pipe Thread**



Part No.	Metric 60° Pitch/mm	Whitworth 55° Pitch/Inch	Pipe Thread 55° Pitch/Inch	# Blades	
SPG58	0,25-6,00	62-4	28RG-8RG	58	1

**Steel Ruler 300x30x1,0 mm/Inch - Chrome Plated**



Part No.	Length (mm)	Width (mm)	Thickness (mm)	
SR300	300	30	1	1