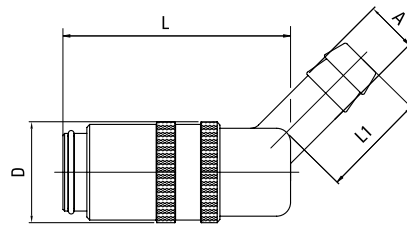
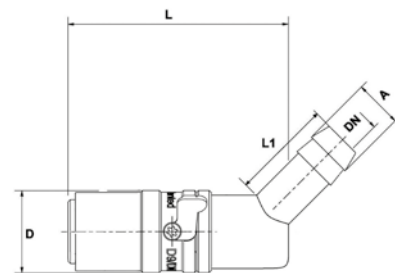


45° Coupling



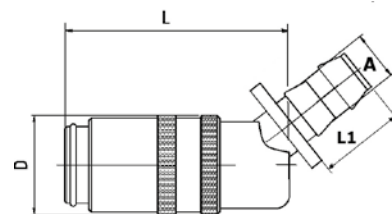
DN	Series	↻	↔	A	D	L	L1	⊞
6	09	09K10V-45	09K10-45	10	18	41	22	10
7	13	13K10V-45	13K10-45	13	23	51	28,5	10
9		13K13V-45	13K13-45	13	23	51	28,5	10
13	19	19K19V-45	19K19-45	19	32	78	32	5

Safety Coupling, Type TS, 45°



DN	Series	↻	↔	A	D	L	L1	⊞
6	09	09K10V/45-TS	09K10/45-TS	10	18	52,5	22	5
9	13	13K13V/45-TS	13K13/45-TS	13	23	68,5	25	5
13	19	19K19V/45-TS	19K19/45-TS	19	32	81	34	1

Push Lock - 45° Coupling



DN	Series	↻	↔	A	D	L	L1	⊞
6	09	09K10V-45-PL	09K10-45-PL	10	18	42,5	28	10
9	13	13K13V-45-PL	13K13-45-PL	13	23	51	28	10

