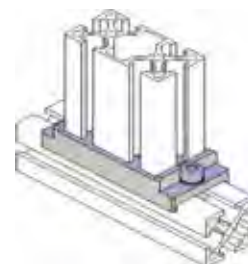
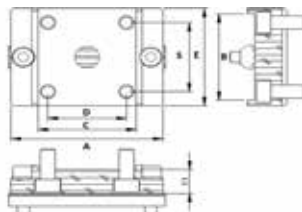


## FRAME CONNECTORS

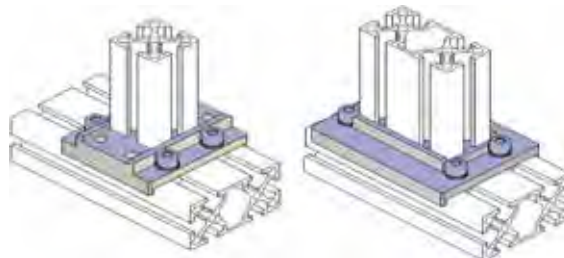
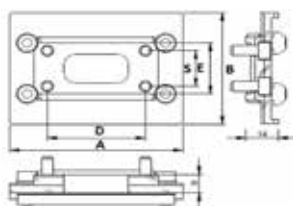
### Profile End Connector



Part No.	A	B	C	D	S	E	Reference	Weight
PE.25.25	50	25	25	17,5	17,5	30	APX25-25..	69 g
PE.25.50	70	25	50	42,5	17,5	30	APX25-50..	87 g
PE.40.40	62	40	40	32	32	45	APX40-40..	128 g

Material: Aluminium.  
Surface silver anodized.

### Profile End Connector Double



Part No.	A	B	D	S	E	Reference	Weight
PED.25.50	55	50	17,5	17,5	25	APX25-25../APX25-50	69 g
PED.50.50	75	55	42,5	17,5	25	APX25-50/APX25-50..	87 g

Material: Aluminium.  
Surface silver anodized.