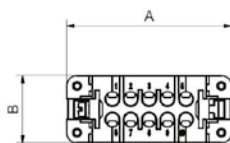



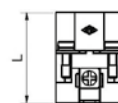
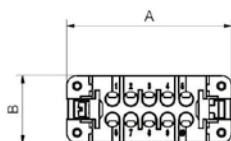
CONNECTORS

Inserts Male, Screw Terminals



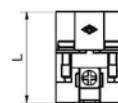
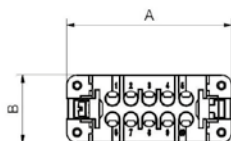
Part No.	# Poles	A	B	L	Size
CDAM10	10 Pole	56,5	23	31	49.16
CDAM16	16 Pole	73	23	31	66.16

Inserts Female, Screw Terminals



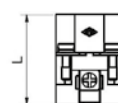
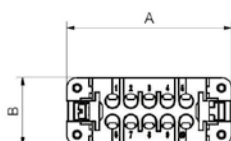
Part No.	# Poles	A	B	L	Size
CDAF10	10 Pole	56,5	23	31	49.16
CDAF16	16 Pole	73	23	31	66.16

Inserts Male, 3 Row, High Density Crimp Terminal



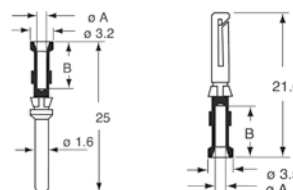
Part No.	# Poles	A	B	L	Size
CDM25	25 Pole	73	23	31	66.16

Inserts Female, 3 Row, High Density Crimp Terminal



Part No.	# Poles	A	B	L	Size
CDF25	25 Pole	73	23	31	66.16

Crimp Pins



Part No.	Type	Wire Size	ø-A	ø-B
CDMA0.5	Male	0,5 mm ²	1,1	8
CDFA0.5	Female	0,5 mm ²	1,1	8
CDMA1.5	Male	1,5 mm ²	1,8	8
CDFA1.5	Female	1,5 mm ²	1,8	8